

## IN-SIGHT VC200 MULTI SMART CAMERA VISION SYSTEM

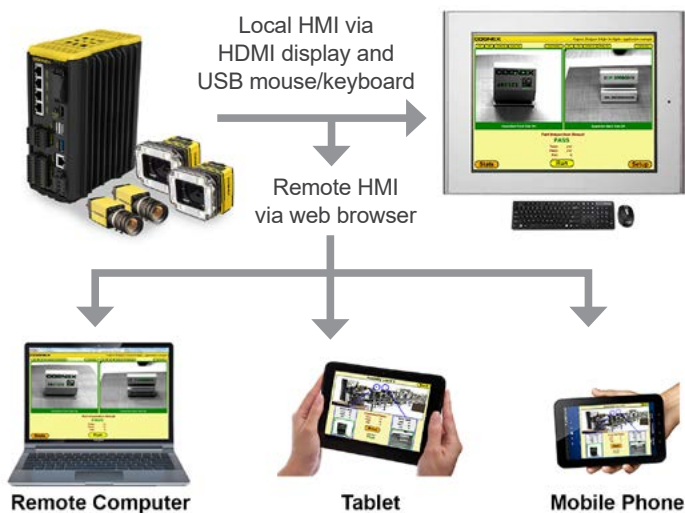
The In-Sight® VC200 multi smart camera vision system brings the proven reliability and flexibility of standalone In-Sight vision systems to multi camera vision applications. You can easily attach up to four In-Sight cameras to a controller for multi-view inspections in your manufacturing environment. For the first time, you can leverage the power of distributed vision processing with multiple smart cameras for high-performance applications.

### Easy system configuration and efficient exchange of result data

The In-Sight VC200 uses a flexible workflow diagram to control image acquisition, vision logic, decision making, and factory communication. The In-Sight spreadsheet is used to configure the smart cameras for vision inspection. Workflow diagrams make it easy to:

- Set up flexible multi smart camera triggering
- Exchange data and combine results from multiple inspections
- Create modern, powerful, web-based human machine interfaces (HMIs) for displaying images and results from all connected cameras
- Provide simultaneous, multi-user, platform-independent access to HMIs

### Multi-user, Multi-client HMI Access



### Performance

The In-Sight VC200 is the only multi-camera system that gets faster as you add cameras. The system also provides access to In-Sight's proven vision tools, including PatMax Redline™, OCRMax™ and more.

### Flexibility

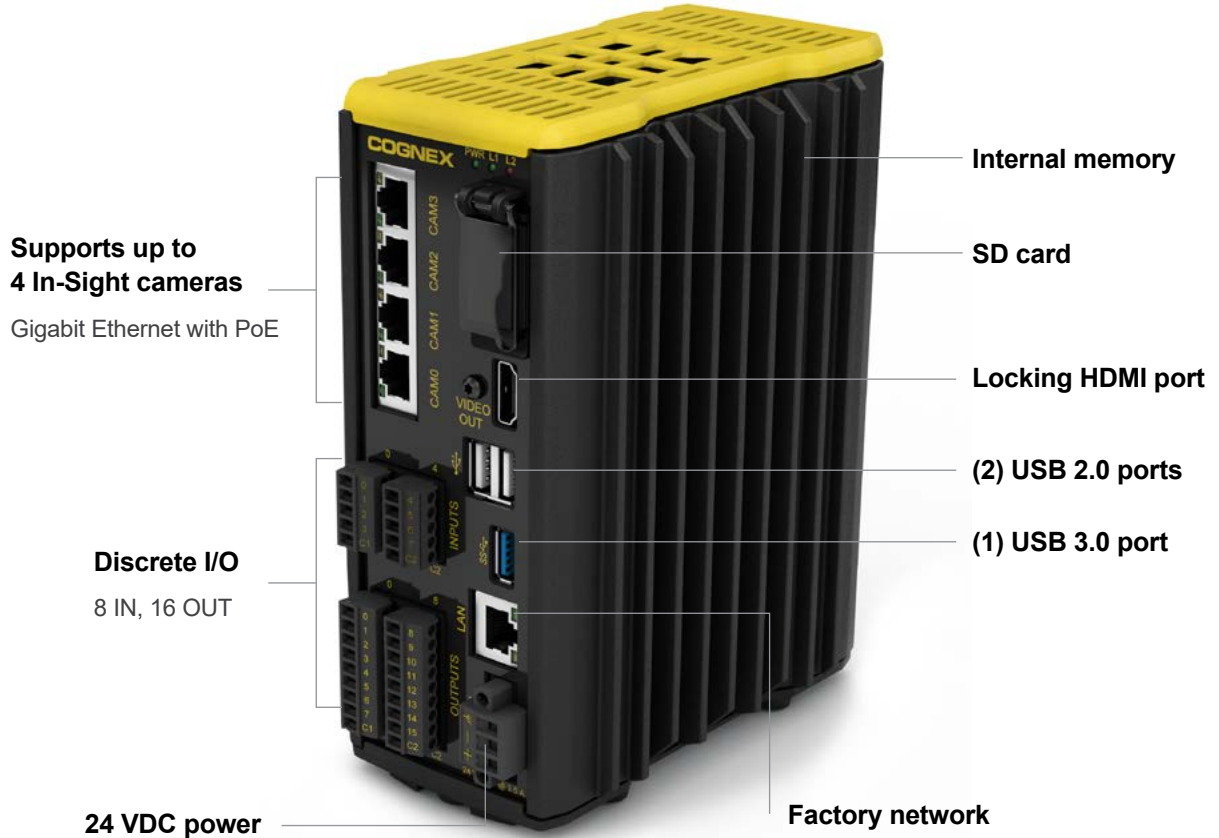
In-Sight 8000 and 7000 series cameras can be mixed and matched to build multi-camera applications. In-Sight 8000 cameras are ideal for tight installations and the In-Sight 7000's field-customizable optics and lighting offer unprecedented flexibility. In addition, the graphical application workflow provides the flexibility to control triggering and acquisition.

### Visualization

Platform independent HMI technology allows you to monitor and control the In-Sight VC200 on any device over the network using a web-browser without special hardware or installing additional software.

## Increased performance with distributed processing

While traditional multi-camera systems slow down with each additional camera, the processing power of the In-Sight VC200 vision system actually increases with each smart camera added. This incremental power is possible because each smart camera contains its own processor—this allows you to run In-Sight vision tools, such as PatMax Redline, independently on each camera with no reduction in speed of the overall application regardless of how many cameras are attached.



## Powerful In-Sight vision tools

The In-Sight VC200 multi smart camera vision system gives you access to the same powerful vision tools available on the In-Sight standalone cameras. The PatMax RedLine pattern matching tool quickly locates parts in as little as 20 milliseconds using a five megapixel image, despite adverse factory floor environments.

In-Sight 7000 cameras support SurfaceFX feature extraction technology that uses lighting and software algorithms to create high contrast images that isolate raised or embossed features on a part. This technology is ideal for identifying surface defects, extracting 3D features, and identifying and tracking parts.

### PatMax RedLine pattern matching

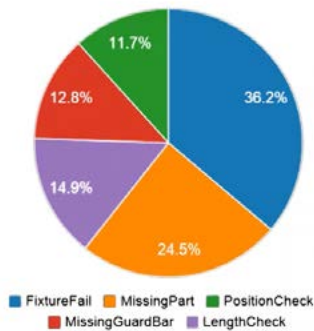


### SurfaceFX feature extraction



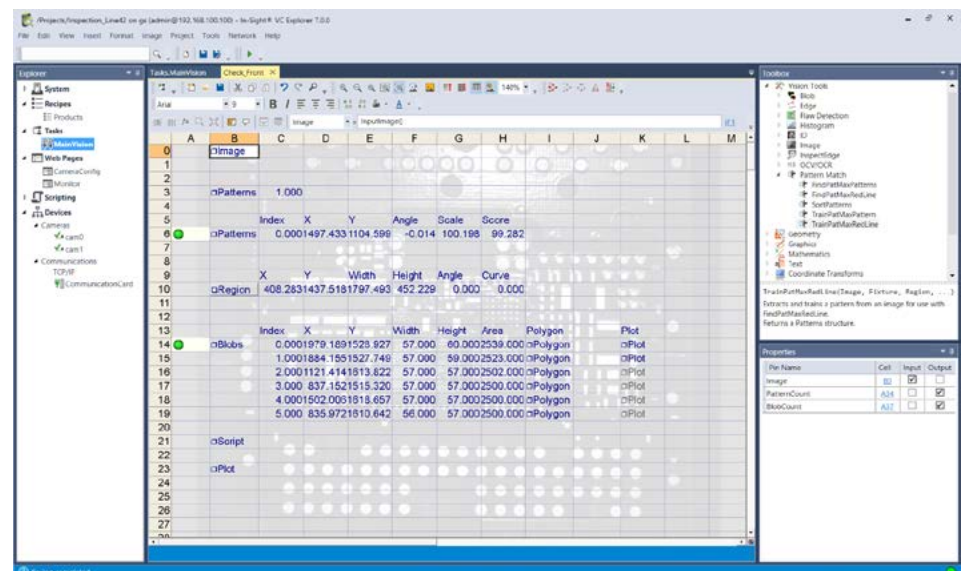
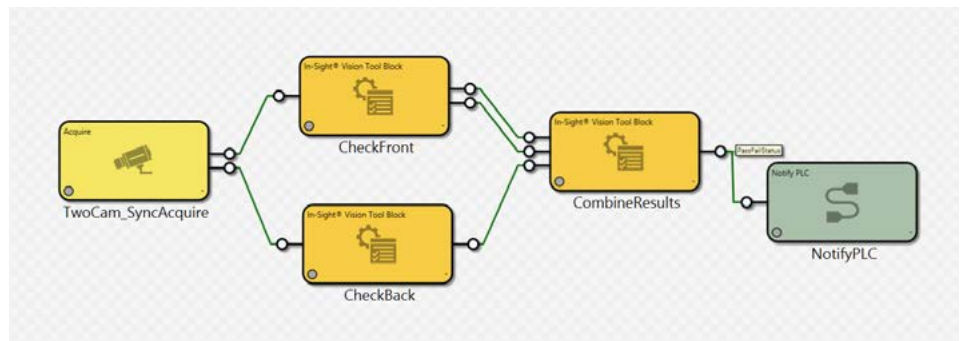
## Mobile, platform-independent visualization

The In-Sight VC200 multi smart camera vision system also offers mobile, platform-independent visualization for accessing HMIs (human machine interfaces) from anywhere on the network. A simple point-and-click interface allows customers to build highly interactive, web-based HMIs remotely accessible via a web browser over the network.



## Flexible workflow interface

The intuitive and self-documenting block-diagrams combined with the In-Sight spreadsheet allows you to easily configure individual smart cameras, as well as combine and communicate results. The system also offers the flexibility to configure multiple acquisition schemes: you can easily configure synchronous and truly asynchronous complex multi-camera applications with the system.



SPECIFICATIONS	VISION CONTROLLER
Supported Cognex Devices	ISC8200, ISC8400, ISC8401, ISC8402, ISC8405, ISC7600, ISC7800, ISC7801, ISC7802, ISC7900, ISC7902
Job/Program Memory	8 GB non-volatile flash memory. Unlimited storage via remote network device
Image Processing Memory	2 GB SDRAM
Cooling System	Fanless Design
Inputs	8 optically isolated discrete inputs
Outputs	16 optically isolated discrete outputs
Camera Ports <sup>1</sup>	4 RJ-45 dedicated Ethernet ports for connecting directly to supported In-Sight cameras, additionally supplying Power over Ethernet
LAN Port <sup>2</sup>	1 RJ-45 Ethernet port, 10/100/1000 BaseT with auto MDIX. IEEE 802.3 TCP/IP Protocol. Dedicated port for connecting to wide area network
USB Ports <sup>3</sup>	1 host USB 3.0 port (5 Gb/sec.) and 2 host USB 2.0 ports (480 Mb/sec.) ports for connecting mouse, keyboard or storage device
SD Card Slot	1 SD card slot for saving images, run time files and results. SD cards should be UHS-I or UHS-II and formatted with a FAT32 file system
Video Out Port	1 locking HDMI port that provides connection to a display device
I/O Terminal Connectors	16–26 AWG, solid or stranded wire. Torque 0.25 Nm (2.2 in-lb)
24VDC Power Connector	14–18 AWG, solid or stranded wire. Torque 0.6 Nm (5.3 in-lb)
Status LEDs	PWR LED, LED 1, LED 2
Housing	Aluminum, steel sheet metal, injection-molded housing
Mounting	Four bottom and four backside M4 x 0.7 threaded mounting holes. The vision controller may be optionally mounted using the accessory wall mounting bracket (BKT-WALL-VC200-01) or to a 35x15 mm DIN rail, using the accessory DIN rail mounting bracket (BKT-DIN-VC200-01)
Dimensions	178.8 mm (7.04 in) x 142.1 mm (5.59 in) x 75.1 mm (2.96 in)
Weight	1.45 kg (3.2 lb)
Current	3.5 A (maximum)
Voltage	24 VDC ± 10%
Power Consumption	84 W (maximum)
Operating Temperature <sup>4</sup>	0 °C to 45 °C (32 °F to 113 °F)
Storage Temperature	-30 °C to 80 °C (-22 °F to 176 °F)
Humidity	10%–85%, non-condensing (Operating and Storage)
Altitude	2,000 m (6565 ft)
Protection	IP30
Shock (Storage and Shipment)	30 G, per IEC 60068-2-7EA
Vibration (Storage and Shipment)	2 G, 2 hrs/axis (10-500 Hz) per IEC 60068-2-6, FC
Regulatory Compliance	CE, FCC, KCC, TÜV SÜD NRTL, RoHS

<sup>1</sup> To ensure reliable communication using 1000 BaseT operation, the Ethernet cable must not exceed 100 meters.

<sup>2</sup> To ensure reliable communication using 1000 BaseT operation, the Ethernet cable must not exceed 100 meters.

<sup>3</sup> Maximum USB port speeds are listed. Actual speeds are dependent on the USB device, which are typically lower.

<sup>4</sup> To ensure sufficient ventilation, the vision controller must be mounted with 50 mm of clearance above the vision controller and 50 mm of clearance on both sides. If an adjacent device also produces heat, additional space or cooling is required if air space around the vision controller exceeds 45 °C (113 °F).



Companies around the world rely on Cognex vision and barcode reading solutions to optimize quality, drive down costs and control traceability.

Corporate Headquarters One Vision Drive Natick, MA 01760 USA

#### Regional Sales Offices

##### Americas

North America +1 844-999-2469  
 Brazil +55 (11) 2626 7301  
 Mexico +01 800 733 4116

##### Europe

Austria +49 721 958 8052  
 Belgium +32 289 370 75  
 France +33 1 7654 9318  
 Germany +49 721 958 8052

Hungary +36 30 605 5480  
 Ireland +44 121 29 65 163  
 Italy +39 02 3057 8196  
 Netherlands +31 207 941 398  
 Poland +48 717 121 086  
 Spain +34 93 299 28 14  
 Sweden +46 21 14 55 88  
 Switzerland +41 445 788 877  
 Turkey +90 216 900 1696  
 United Kingdom +44 121 29 65 163

##### Asia

China +86 21 6208 1133  
 India +9120 4014 7840  
 Japan +81 3 5977 5400  
 Korea +82 2 539 9980  
 Malaysia +6019 916 5532  
 Singapore +65 632 55 700  
 Taiwan +886 3 578 0060  
 Thailand +66 88 7978924

© Copyright 2018, Cognex Corporation.  
 All information in this document is subject to change without notice. All Rights Reserved. Cognex and In-Sight are registered trademarks of Cognex Corporation. OCRMax and PatMax RedLine are trademarks of Cognex Corporation. All other trademarks are property of their respective owners.  
 Lit. No. DSISVC200-2018-03

[www.cognex.com](http://www.cognex.com)